

Port-MIS in Korea





Contents

- I. Background
- II. Port-MIS
- III. Appendix

1. Korea, Logistics hub for Northeast Asia

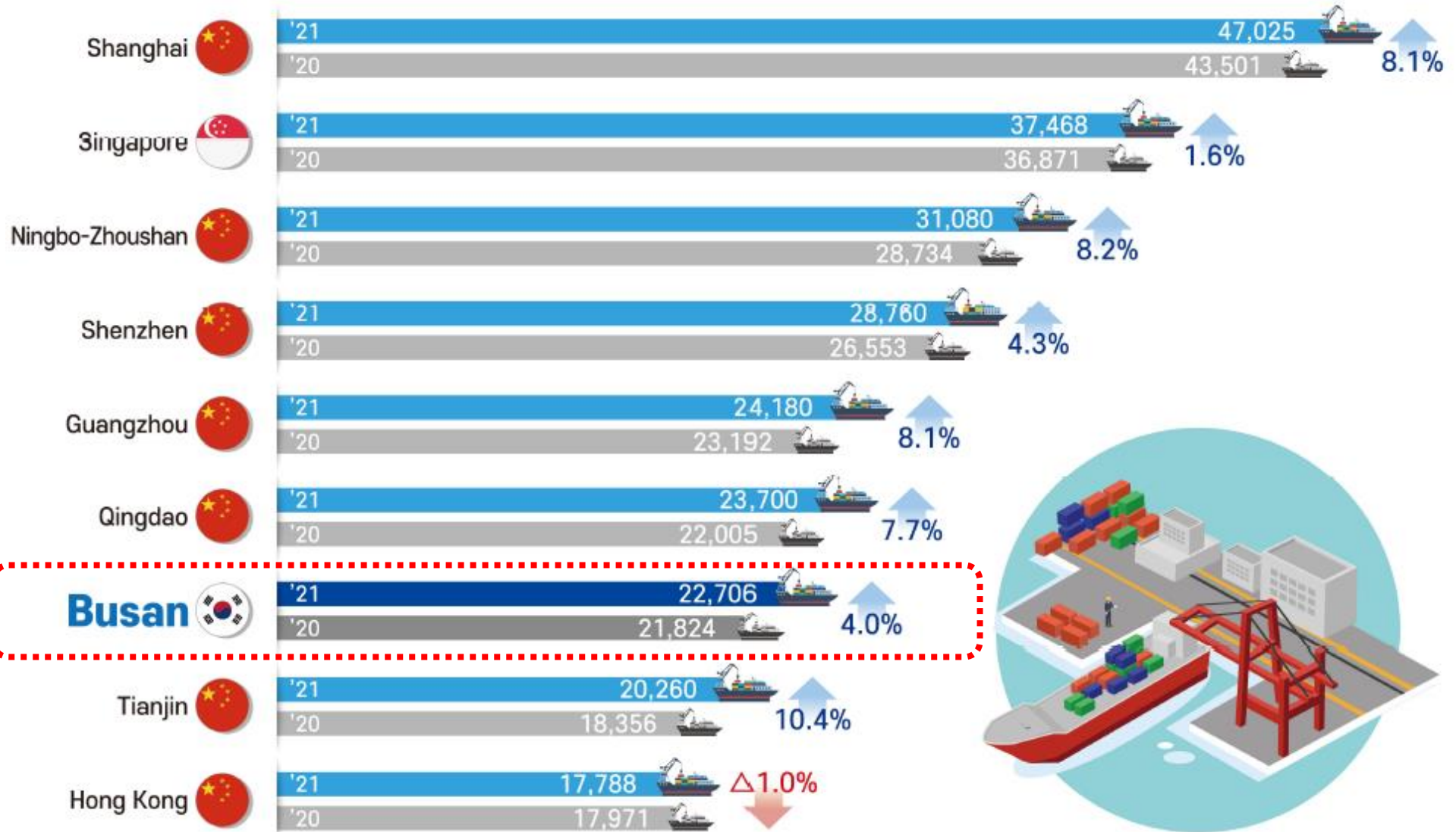
I. background

Located in the Center of Northeast Asian trade, between China and Japan on the trunk route that links Europe to Asia and American continent.



2. World 7th largest Port - Busan

I. background



Source : Alphaliner Monthly Monitor 2022.03, Lloyd's List ONE HUNDRED PORTS

3. Ports in Korea – Trade & Domestic

I. background

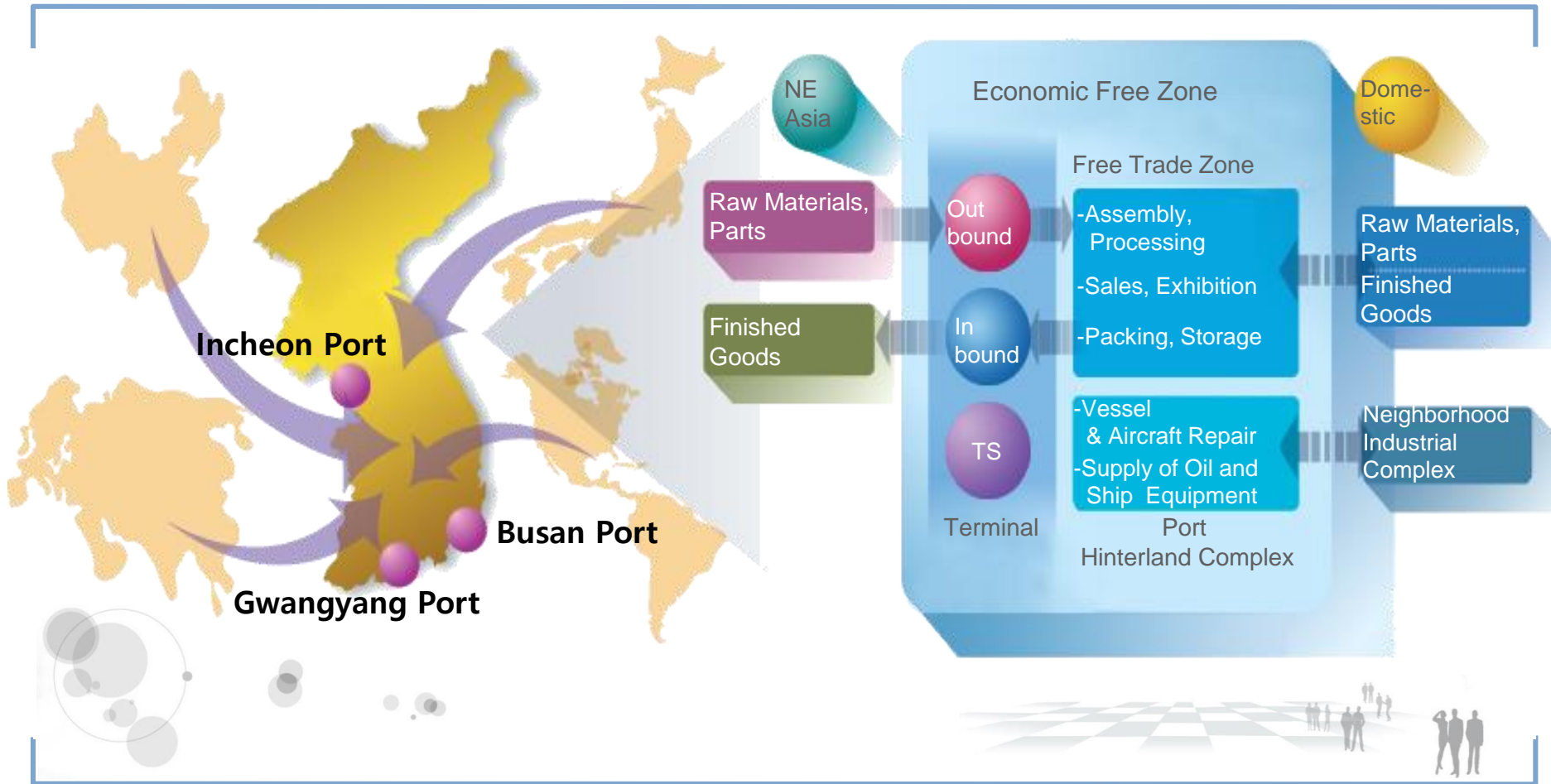
Ports in Korea		Trade	Domestic	Total
Constructed & Operated By	Central Gov.	14	11	25
	Local Gov.	17		17
SUM		31	11	42



* MOF : Ministry of Oceans and Fisheries

* Source : Major statistics on maritime affairs and fisheries (MOF, 2021)

4. Ports in Korea - Concept





Contents

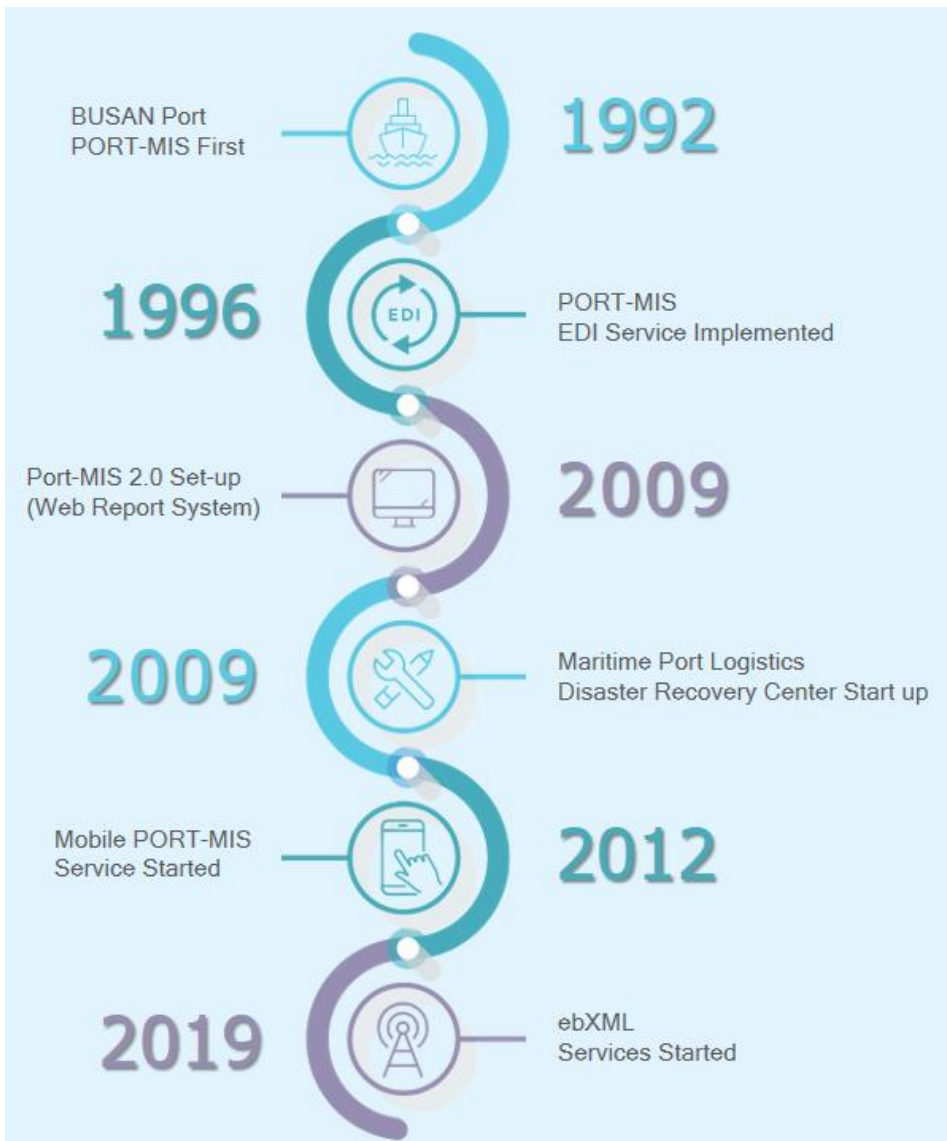
- I. Background
- II. Port-MIS**
- III. Appendix

1. What is Port-MIS?

Port-Management Information System, Also known as PORT-MIS is a System which covers Entrance report, Usage of Port Facilities, Vessel Control, Cargo Import and Export, Revenue and all other Maritime and Port Logistics Services for all Port of the Republic of Korea.



2. The History of Port-MIS



Efficient and Creative “User Customized Shipping and Port Logistics Service”



Construction of Shipping and Port Logistics Integrated Information Network Based on Open Platform

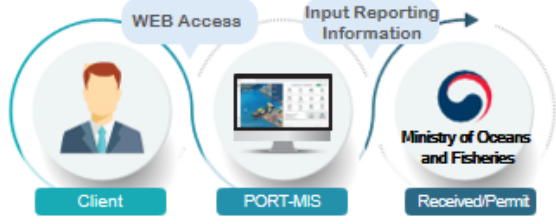
Government 3.0 Paradigm Conversion of Open, Share, Communicate, Collaborate

Consumer Customized Service mainly for User

Preparing for the Basis of Knowledge Sharing with Cloud Based and Opened SW Utilization

4. How to Use Port-MIS?

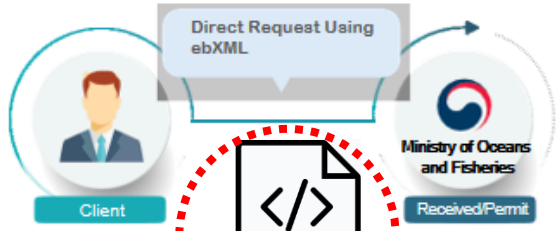
1 PORT- MIS WEB Port Civil Application



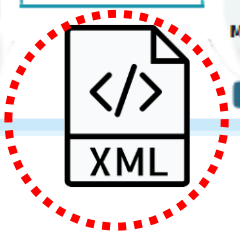
PORT-MIS
 View for Port Civil Request result
 • Collecting Port related information statistics
 • Revenue inquiry and pay for bill
 • Cargo management
 • Other civil application (Tug&Pilot assignment) and view a result



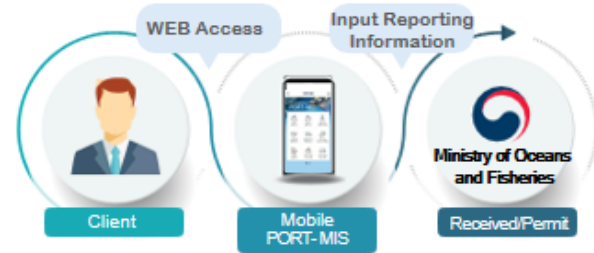
2 ebXML Civil Application



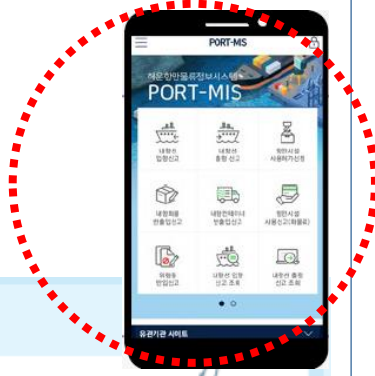
ebXML (Port Civil Application total internet request service)
 • Direct Request to system without Transmission Corporation
 • Free to use
 • One Click total request



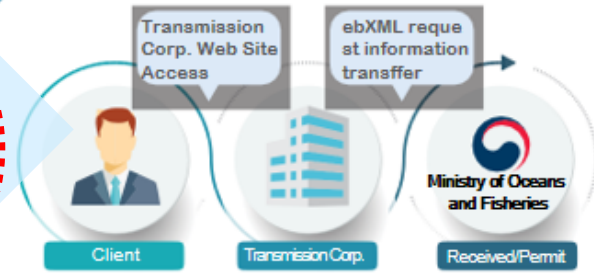
3 Mobile Civil Application



Mobile PORT-MIS
 • Request for civil application and view result Via Mobile
 • View Vessel Control regarding the time and place-EDI, ebXML
 • EDI, ebXML return Document viewing function available



4 Request via Transmission Corporation



Transmission Corporation
 • Program
 - KL-NET : Plism
 - KT-NET : uTrade Hub



PORT-MIS SERVICE _____

- Managing Base of Civil application From Vessel Entrance Report to Facility usage Report
- Managing Services including Cargo(Container) report, Dangerous Materials report that crucial job for Cargo control
- Managing Notification of payment and receipt for ship entrance fee, Facility use charge, fare for cargo import and export and all other kind of fees occur by using a Port facilities



Maritime Service _____

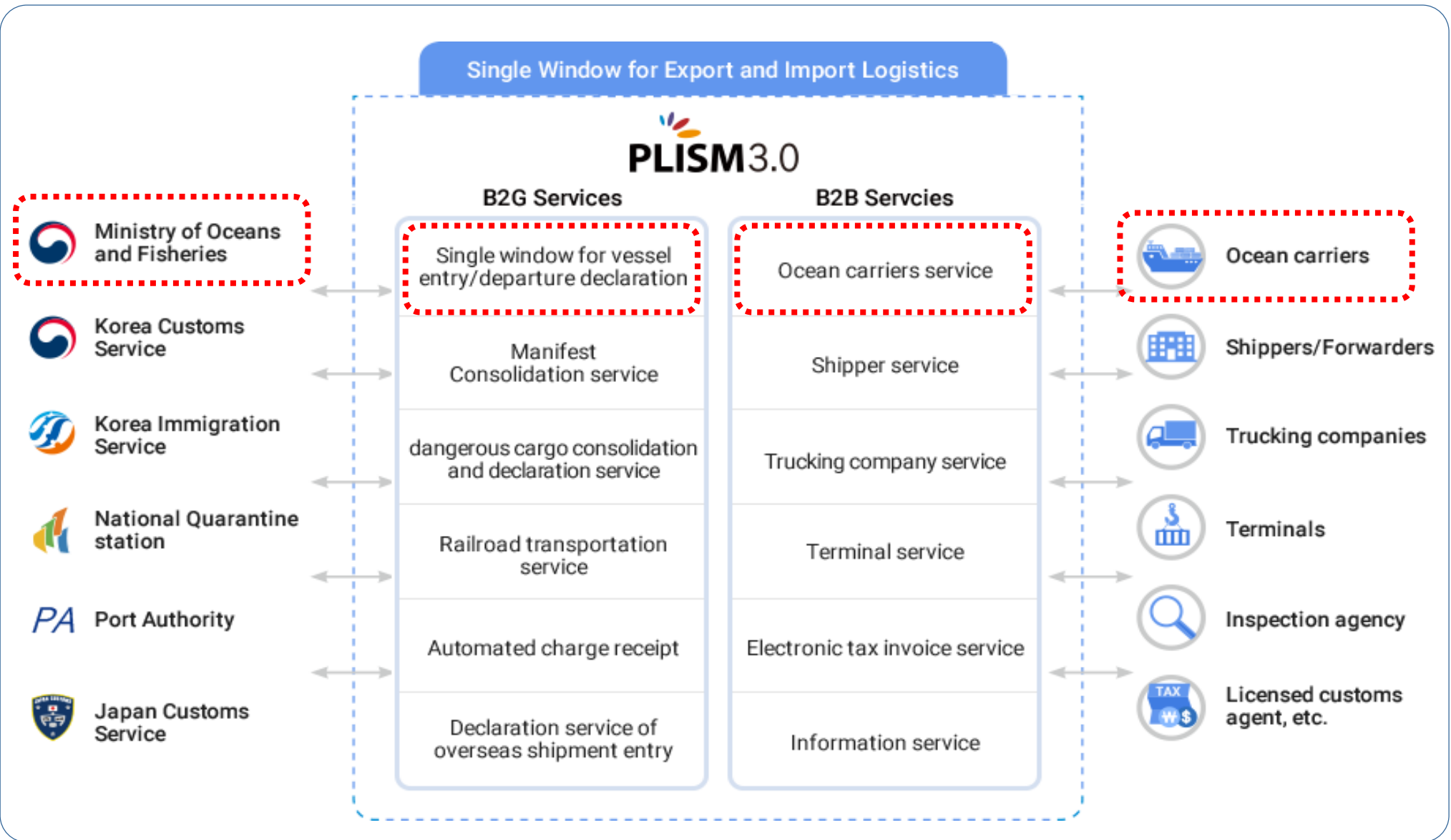
- Maritime Services(Crew, Vessel, Maritime Business, Goods for Vessel operation)
- Crew(Estimate 650 Thousands people), Vessel (Estimate 9,000 ship), Maritime Business(Estimate 10,000 corporation), Annually over 210 Thousands Maritime services has been processed



Port Logistics Statistics _____

- (Maritime Port Statistics) All over the Country PORT-MIS Based Various statistics Supported
- (Port Usage Information) Ship entrance, Current status of Facility Usage, Status of Assigned Tug and Pilot, Control and Contact status and providing other various Port Usage information

6. Connected with service Provider



7. Process of Service

PORT-MIS SERVICE



1. Report for Entry into a Port
2. Report for Facility Use
3. Dangerous Material Report
4. Cargo Report
5. Facility Use Report for Cargo Charge
6. Departure Report

1 Report for Entry into a Port



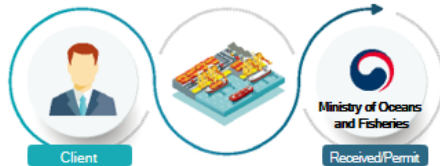
- Initial Report 24 Hours before ship Arrival
- Final Report should be made right after Real Ship arrival
- Lying up place and entry purpose have to be written

4 Cargo Report



- Reporting for Cargo Import and Export
- Cargo Loading method and Loading Place should be written
- Im/export Subject of cargo and amount of cargo required
- Input Container information by Standard of size, if Container exists

2 Report for Facility Use



- Report when vessel use a facility
- Information of Import and Export Cargo (Subject of cargo and tonnage) have to be written
- Use purpose and period should be reported

5 Facility Use Report for Cargo Charge



- Reporting Charge of Loading/unloading Cargo at the Port facilities
- Loading method and amount of loading cargo

3 Dangerous Material Report



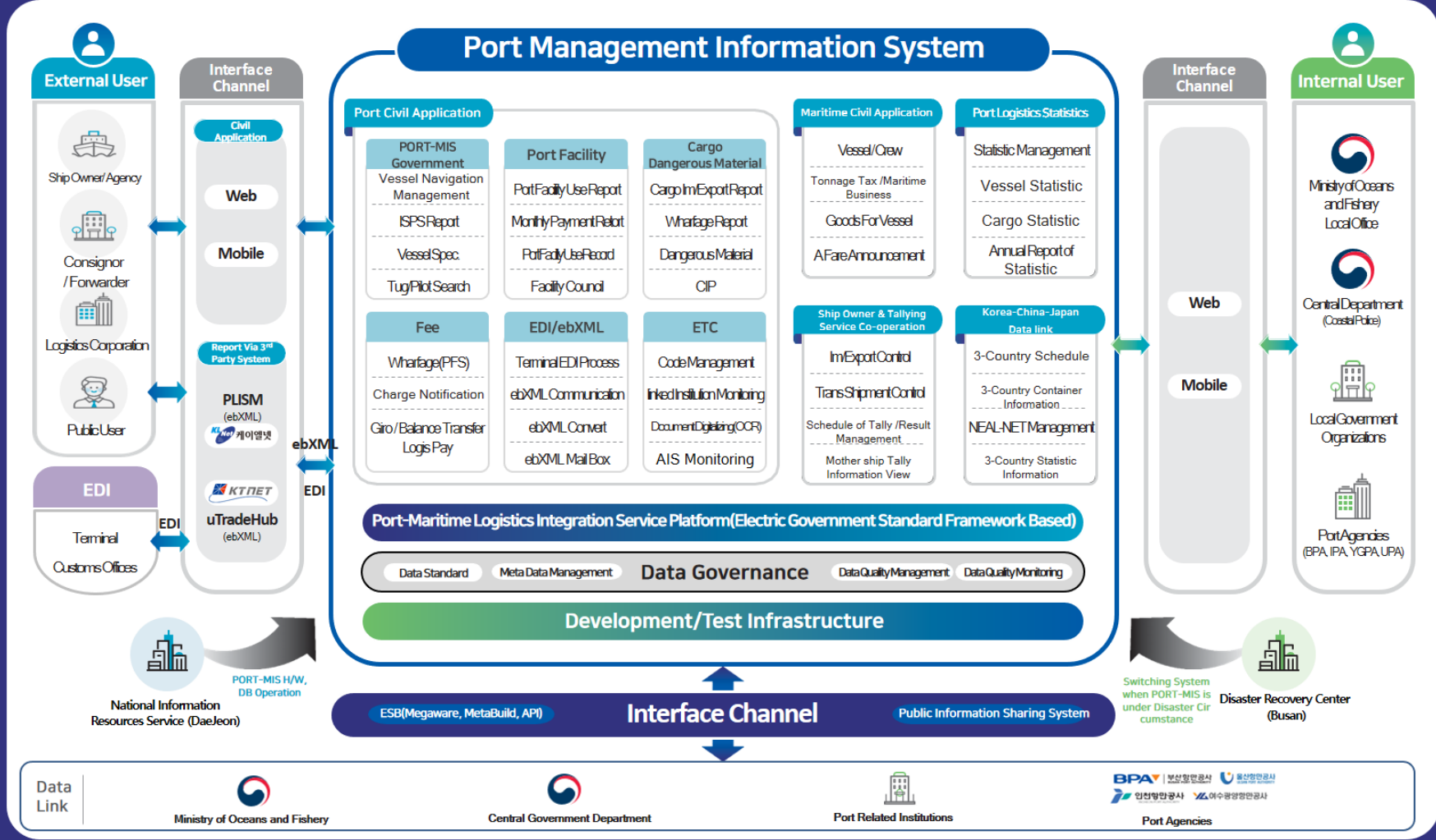
- Reporting for Dangerous Material Import and Export
- Dangerous Material Transportation type, Subject of Cargo and amount of Cargo
- Loading period and Loading place should be written
- A Table which contains information of managed Dangerous Material

6 Departure Report



- Initial report should be made 24 hours before departure
- Final report should be made right After Departure
- Next destination and Final destination should be written

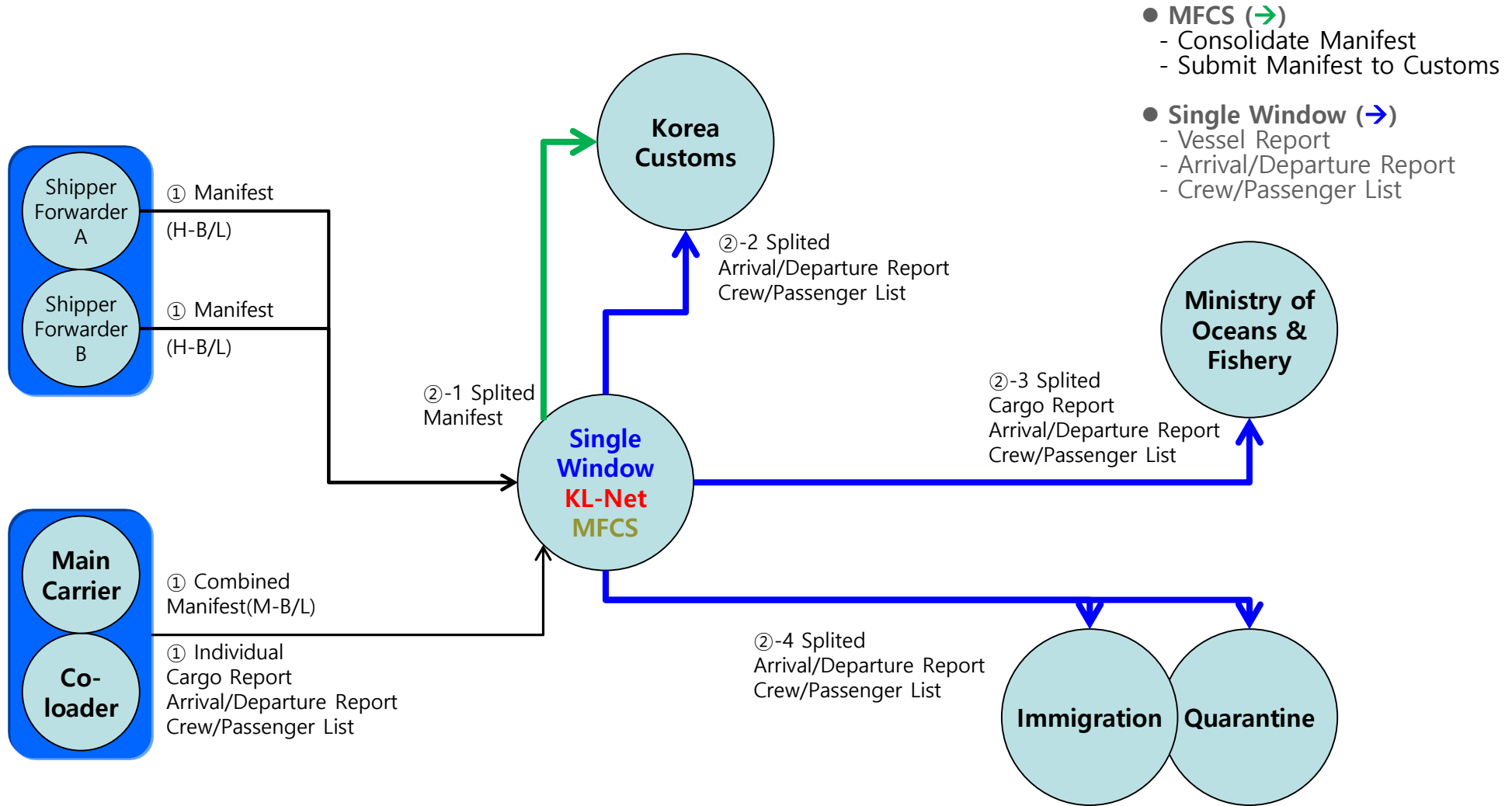
Port Management Information System (PORT-MIS) Service Composition



Data Link



9. Single Window Service in Korea

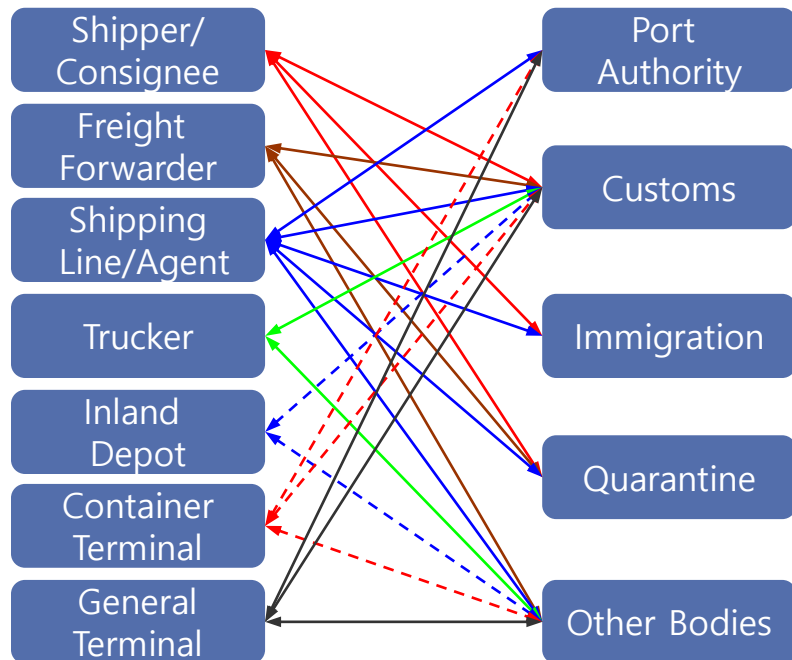


- MFCS (→)
 - Consolidate Manifest
 - Submit Manifest to Customs
- Single Window (→)
 - Vessel Report
 - Arrival/Departure Report
 - Crew/Passenger List

※ Single Window service charge about **30% less**, compared to conventional reporting system.

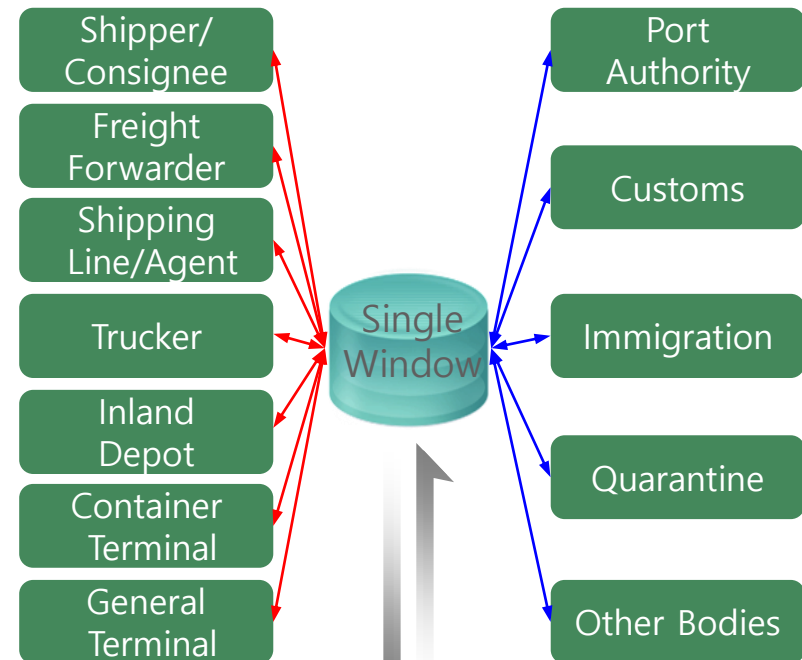
Before

- Duplicated & high cost
- Less accuracy of information



After

- Gate-Way to entire related parties with unified and easy to access service



Decreased paper submissions by 2.5 millions annually

Reduced vessel standby time and container handling time

Saved 102 million USD in logistics cost annually

(Unit : million US dollars)

<i>Cost saving by abolishing paper documents</i>	22
<i>Cost saving by decreasing the number of port offices dealing with civil applications</i>	11
<i>Manpower saving</i>	27
<i>Effect of automatic transfer system for port use fee</i>	12
<i>Effect of integrated port & shipping DB system</i>	8
<i>Cost saving by pooling PORT-MIS information between governmental agencies (port authority, customs, immigration office, quarantine station, maritime police etc.)</i>	15

- Reduced number of document forms required for import/export

75 kinds → **16** → **Web Based Single Entry**

- Cost-efficient import/export (vessel arrival /departure) process

Electronic processing of 5 million requests per month, **annual savings of 100 million USD**



Contents

- I. Background
- II. Port-MIS
- III. Appendix**

1. Sample - Service provider(1)

PLISM SCHEDULE COMMON MOF CUSTOMS Immigration Quarantine CODE

입출항민원신고 서비스

HOME | LOGIN | BOARD | Q&A

Member Login

ID PW **확인**

회원가입 | 아이디/패스 조회

Link Site

Family Site

환경설정

EDI송수신 문서조회

팩스전송 결과조회

해수청 오피메시지 조회

웹 서비스 이용료 과금대상 문서건수 조회

Win-EDI 선박객셀다운프로그램

Win-EDI EDI_ID확인 프로그램

선원/승객명단 업로드 포맷

선박재원정보 업로드 포맷

공지사항	QNA	모바일QNA
날짜	제목	
2018-10-23	[공지] 휴대폰 인증번호 확인 프로세스 변경 안내(10/24)	
2018-10-22	[입출항사이트] 개인정보처리방침 개정 내용 안내	
2018-09-21	[공지] 통합 Port-MIS 서비스 및 EDI송수신 일시 중단 알림..	
2018-09-18	[공지] 입출항PLISM FAX 전송기능 추가 안내(9/18)	
2018-09-14	KL-Net 시스템 정기점검('18년 9월) 안내	
2018-09-14	[공지] 출입국정보 연계 서비스 일시 중단 알림(9/14)	
2018-08-09	[공지] 질병관리본부(검역소) 문서 지연안내(8/9)_복구완료	
2018-08-20	[공지] 2018년 통합 Port-MIS 재해복구 실제훈련 실시 관련..	
2018-08-02	[공지] 메일 서버 업그레이드로 인한 메일 전송 일시 지연 안내(7/..	
2018-08-02	[공지] 선박평형수 입항보고서 신고업무 변경 및 추가 안내(7/24)	
2018-07-24	[공지] 출입국정보 연계 서비스 일시 중단 알림(7/24)	
2018-06-20	KL-Net 시스템 정기점검('18년 6월) 안내	
2018-06-14	[공지] 통합 Port-MIS 서비스 및 EDI송수신 일시 중단 알림..	

불편사항 신고하기

서비스 이용신청

사용자 매뉴얼

PLISM 입출항 모바일 서비스

고객지원센터
1577-1172
Fax : 02)538-3078

이용약관 | 개인정보처리방침 | 이메일무단수집거부

- Code List : Country, DG, Port, CNTR ...
- Electronic inspection application
- Sanitation Status report ...
- Scheduled foreign crew entry report
- Picture of cruise passengers ...
- Duty Free report for crew
- Anchoring point moving report
- Dangerous Goods report
- Ballast water report ...
- Vessel Entry/Departure Report
- Crew/Passenger List

2. Sample - Service provider(2)

Member Login

KLTEST09 님 환영합니다.
[휴면계정관리]

로그아웃 회원정보 수정

Link Site

Family Site

환경설정

EDI송수신 문서조회

팩스전송 결과조회

해수청 오류메시지 조회

웹 서비스 이용료
과금대상 문서건수 조회

[사용자 매뉴얼 V2.0] 다운로드

Win-EDI 선박엑셀다운프로그램

입출항 신고정보

(총 0 건)

ETA 2018-10-22 ~ 2018-10-31 호출번호 MRN ROUTE

운항스케줄만 조회 선박제원관리 등록선박만 조회

SEQ	신고	모류	운항	형	호출번호	년도	횟수	선명	MRN(IN)	MRN(OUT)	ROUTE	ETA
스케줄 정보가 없습니다												

List : Country, DG, Port ...

신고 상세처리현황

형 호출번호 2018 횟수 출국예정일

신고서식	신고현황	신고일시	응답	
연수항	입항신고/정정	최초 >> 변경 >> 최종 >> 수리	미신고	
	선박보안	신고 >> 접수 >> 통보	미신고	
	입항선원명부/정정	최초 >> 변경 >> 최종 >> 수리	미신고	
	입항승객명부/정정	최초 >> 변경 >> 최종 >> 수리	미신고	
	항만시설 허가신청	신고 >> 접수 >> 통보	미신고	
	항만시설 사용신고	신고 >> 접수 >> 신고필증	미신고	
	선박명현수	최초 >> 변경 >> 수리	미신고	
	출항신고/정정	최초 >> 변경 >> 최종 >> 수리	미신고	
	일반	입항신고/정정	최초 >> 변경 >> 최종 >> 수리	미신고
		입항선원명부/정정	최초 >> 변경 >> 최종	미신고
입항승객명부/정정		최초 >> 변경 >> 최종	미신고	

Response result

Transferred date/time

Status of report

Type of report

VGM
컨테이너 화물 총중량 검증

제도소개 | 서비스소개 | 고객센터 | 컨테이너중량정보관리 (화주)

운여익 님.
로그아웃 | 개인정보 수정

마지막 접속 일시: 2022-09-10 15:23

도입배경 | 서비스개념 | 자료실 | FAQ

VGM 인증번호 입력 [VGM 조회](#)

SOLAS 협약에 따른
컨테이너 화물 총중량 검증
정보처리 시스템

해양수산부 | KMI 한국해양수산개발원 | 한국무역협회 | 한국선주협회 | KOPLA | KILA 한국통암물류협회 | 한국국제물류협회 | 한국형기산업협동조합 | KNet 케이넵넷

공지사항	+	자료실	+	FAQ	+
[VGM] 개인정보처리방침 개정 내용 안내	2018-10-24	실시간 계속 VGM정보연계 서비스 안내	2017-06-29	[공통(기주)] VGM 필수항목은 무엇인가요?	

Thank You

Maritime Service

Maritime Transport Statistics

Ship Owner And Agency Questioning

Port Civil Application Service

Ask to Representative

ebXML Service

Port Agent Questions

PORT-MIS Center
24Hours Anytime
1800-1172

국립해양조사원! (National Marine Survey Agency!)

Ministry of Oceans and Fisheries

<https://new.portmis.go.kr>